

**ATLANTA-SANDY SPRINGS-ROSWELL METROPOLITAN AREA**



ATLANTA-SANDY SPRINGS-ROSWELL METROPOLITAN AREA

**3%** OF ALL U.S. VETERANS LIVE IN GEORGIA

**49%** OF VETERANS IN GEORGIA LIVE IN THE **ATLANTA METRO AREA**



**250,000+** SERVICE MEMBERS (ACTIVE DUTY, GUARD, AND RESERVES) TRANSITION FROM THE MILITARY EACH YEAR <sup>1</sup>

UPON MILITARY SEPARATION, MORE THAN HALF **PURSUED A DIFFERENT CAREER** THAN THEIR MILITARY SPECIALTY <sup>2</sup>

**38,000+** SERVICE MEMBERS ARE ESTIMATED TO SEPARATE TO GEORGIA AREA IN THE NEXT **FIVE YEARS** <sup>3</sup>



Main Data Source: 2013-2017 American Community Survey 5-Year Estimates; population 18 and over  
<sup>1</sup>U.S. Department of Defense, data reported from the 2016-2017 Demographic Profile of the Military Community.  
<sup>2</sup>Zoli, C., Maury, R., Fay D. (2015). Missing Perspectives: Servicemembers' Transition from Service to Civilian Life — Data-Driven Research to Enact the Promise of the Post-9/11 GI Bill. Syracuse NY: Institute for Veterans & Military Families at Syracuse University.  
<sup>3</sup>U.S. Department of Veterans Affairs. (2007) Veteran Population Projections Model (VetPop 2007), Table 2S. Office of the Actuary

**VETERANS IN ATLANTA METRO AREA**

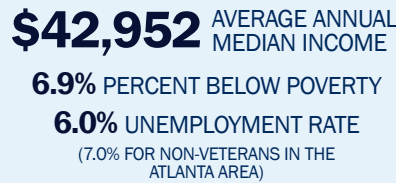
**POPULATION**



**AGE**



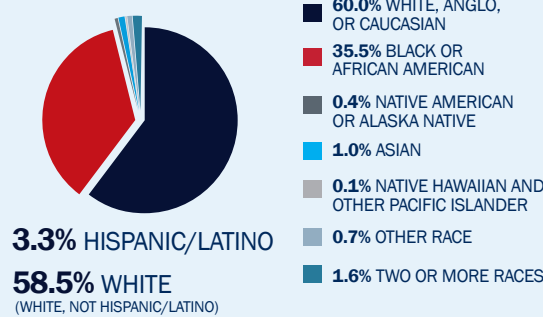
**ECONOMIC STATUS**



**ERA OF SERVICE**



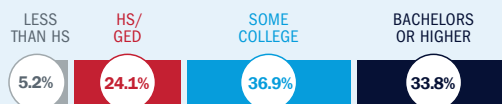
**RACE**



**DISABILITY**

**24.6%** OF VETERANS IN THE ATLANTA METRO AREA HAVE A SERVICE-CONNECTED DISABILITY

**EDUCATION LEVEL**



**VETERANS IN THE U.S.**

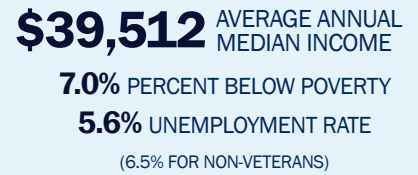
**POPULATION**



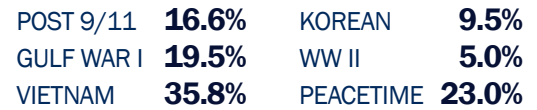
**AGE**



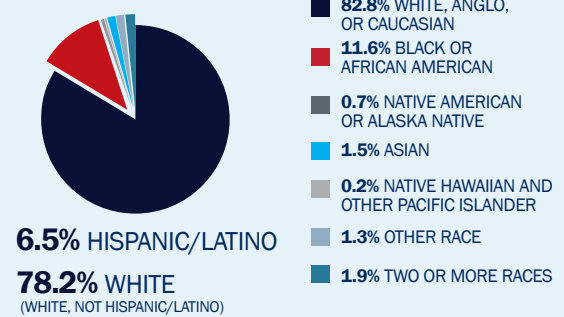
**ECONOMIC STATUS**



**ERA OF SERVICE**



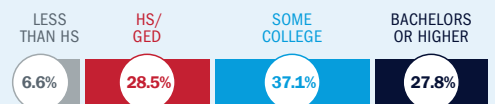
**RACE**



**DISABILITY**

**28.8%** OF VETERANS HAVE A SERVICE-CONNECTED DISABILITY

**EDUCATION LEVEL**



**ATLANTA-SANDY SPRINGS-ROSWELL METROPOLITAN AREA**

**CHECK YOUR AREA FOR THESE RESOURCES**



**VETERAN ENTREPRENEUR  
RESOURCES IN ATLANTA  
METROPOLITAN AREA**

**SBA RESOURCE PARTNERS**

- Small Business Administration (SBA) Georgia District Office
- Veteran Business Outreach Center (VBOC)
- Small Business Development Center (SBDC)
- SCORE Atlanta
- Women's Business Center (WBCD)
- Minority Business Development Agency
- Chamber of Commerce (Atlanta, Cobb and Georgia Chamber of Commerce)

**PROCUREMENT**

- Procurement Technical Assistance Centers (PTAC)
- Coalition for Veteran Owned Business (CVOB)
- Veteran Institute for Procurement (VIP)

**INFORMATION HUBS**

- Center of Excellence (CoE) for Veteran Entrepreneurship
- VetNet

**EDUCATION AND TRAINING PROGRAMS  
FOR VETERAN ENTREPRENEURS**

- Local Business Incubators
- State Incubators (Georgia Business Incubator Association)
- University Academic Programs (Georgia State University, The University of Georgia)
- Entrepreneurship Meetup Groups
- IVMF's ARSENAL (EBV, EBV-F, V-WISE, IGNITE, B2B)
- Community Development Corporation

- Bunker Labs in Atlanta
- 1 Million Cups Atlanta

**VETERAN AFFAIRS & VSO's**

- Georgia Department of Veterans Services
- Veterans Employment Center, Office of Small and Disadvantaged Business Utilization, Veterans Opportunity to Work, Vocational Rehab & Employment
- WVP, DAV, VFW, PVA, IAVA, SVA, American Legion

For more information, visit:  
[VeteranEntrepreneurship.org](http://VeteranEntrepreneurship.org)

**VETERAN ENTREPRENEURS IN ATLANTA METRO AREA**

**Self-Employment Trends**

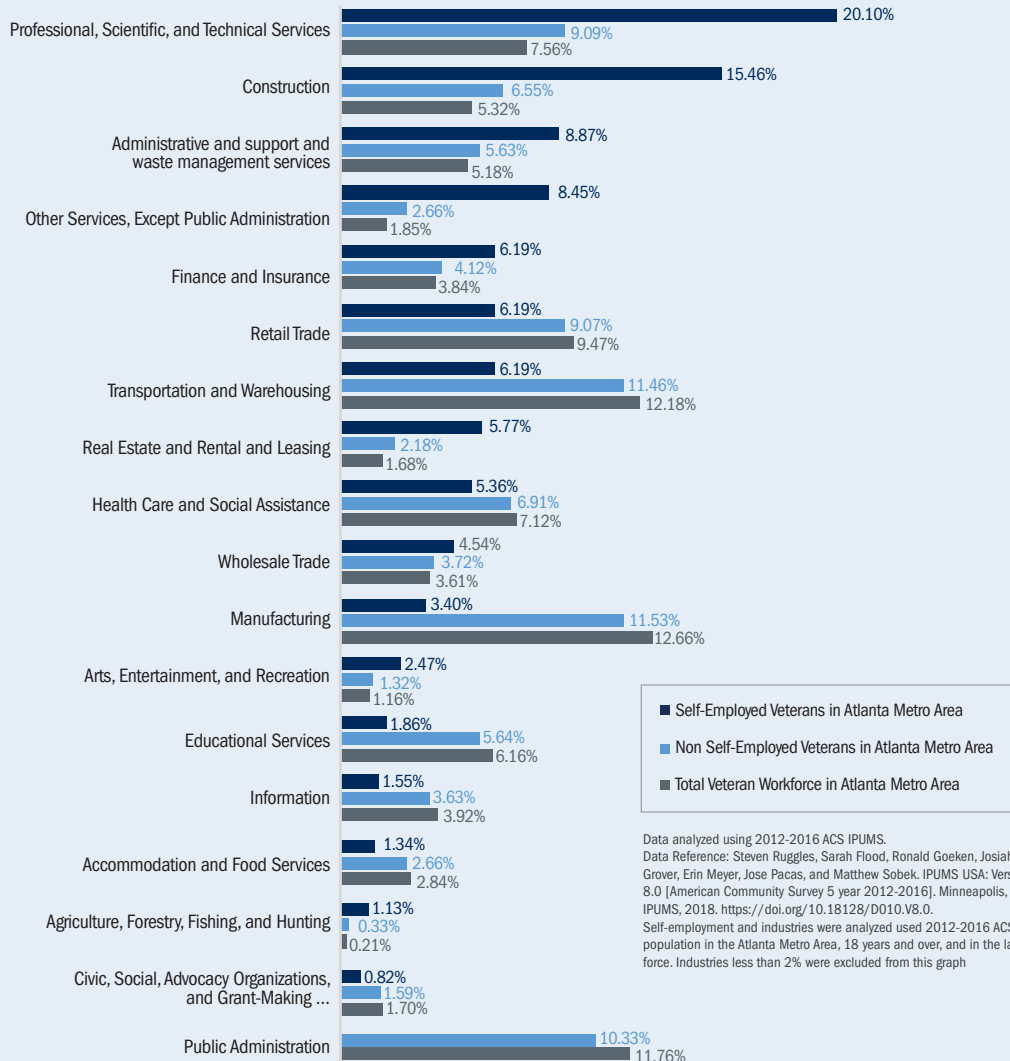
- ▶ **12%** of veterans in the Atlanta-Sandy Springs-Roswell Metro Area are self-employed
- ▶ Atlanta-Sandy Springs-Roswell metro area has exhibited a positive increase in self-employment for veterans
- ▶ Self-employed veterans in the Atlanta-Sandy Springs-Roswell metro area are predominately in the Professional, Scientific, and Technical Services (**20%**), Construction (**15%**), Administrative and Support and Waste Management (**9%**), and Other Services (**8%**) industries

**Demographic Trends**

- ▶ Older veterans are more likely than younger veterans to be self-employed
- ▶ Female veterans are less likely than their nonveteran counterparts to be self-employed, however the trend is increasing (↑ 0.32% per year over the 2008 to 2016 timeframe)
- ▶ African American veterans are more likely than their nonveteran counterparts to be self-employed



**WHERE VETERANS WORK IN ATLANTA METRO AREA**



Data analyzed using 2012-2016 ACS IPUMS.  
Data Reference: Steven Ruggles, Sarah Flood, Ronald Goeken, Josiah Grover, Erin Meyer, Jose Pacas, and Matthew Sobek. IPUMS USA: Version 8.0 [American Community Survey 5 year 2012-2016]. Minneapolis, MN: IPUMS, 2018. <https://doi.org/10.18128/D010.V8.0>.  
Self-employment and industries were analyzed used 2012-2016 ACS for population in the Atlanta Metro Area, 18 years and over, and in the labor force. Industries less than 2% were excluded from this graph